

Poster layout for IEEE VPPC 2014

João P. TROVÃO¹, Christophe ESPANET², Alain BOUSCAYROL³

¹ IPC-ISEC, INESC Coimbra, Portugal

² Univ. Franche-Conté, femto-st, France

³ Univ. Lille 1, MEGEVH, France

(Authors, Speaker, affiliations, logos)

Your organization logo in this area



Abstract

A poster is a visual support for discussion about your work with other scientists. A poster only presents the main ideas of the work. This layout gives you some guidelines for the posters for IEEE VPPC.

Suggested style and contents

Suggested requirements:

Format: A0 (83cm x 119 cm)

Background: white*

Title: **Arial bold 80 pt**

Subtitles: **Arial bold 72 pt**

Text: Arial normal/*italic* 40 pt

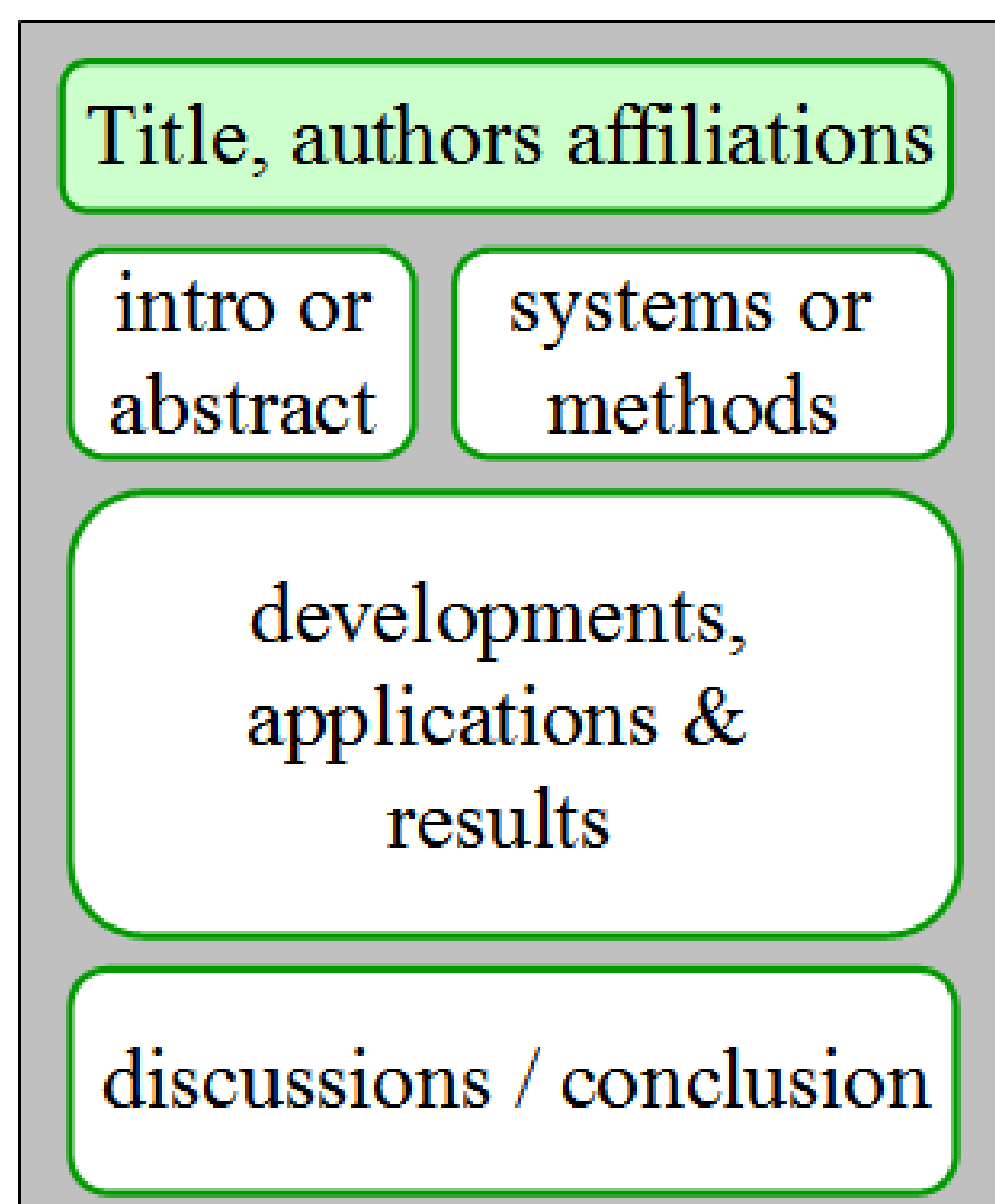
Possible contents:

- abstract
- studied system or method
- applications or results
- discussion
- future developments?

* a white background will reduce the poster footprint

Basic advice

There are different ways to do a good poster. This layout only aims to give an example. You are free to make changes and reflect your imaginations




Typical poster organisation

- choose a general outline
- keep in mind this outline all along the poster
- avoid secondary issues
- prefer figures to text and key words to sentences
- be very clear and simple
- use two fonts at the most
- indicate sources of figures
- look at the "useful links"



VPPC 2010



EPE 2013

EVS 27

Examples of poster sessions

Useful links and key points

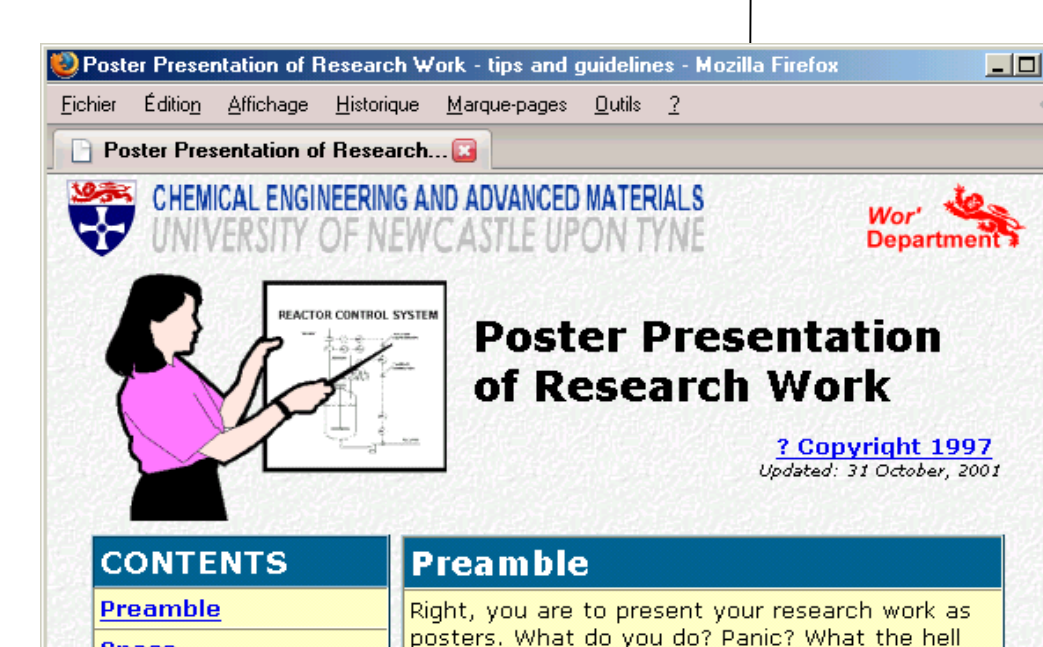
Useful links:

<http://lorien.ncl.ac.uk/ming/dept/Tips/present/posters.htm>

<http://www.biophysics.org/education/block.pdf>

<http://www.ncsu.edu/project/posters/NewSite/>

<http://www.aspb.org/EDUCATION/poster.cfm>



The ideal poster is clear, simple with only context, objective and main ideas of the presented work.